



GCSE
Exam



Ready
Evening

The JF Way | #nothingshortofremarkable



Programme

- 6:00 pm Welcome and introduction – Miss Scattergood
- 6:05pm The Year Ahead – Miss Scattergood
- 6:10pm Exams Briefing – Mrs Stockley
- 6.20pm Planning for Effective Revision – Mrs Teal-Hardy
- 6:35pm Looking After Yourself – Miss Tyers
- 6:45pm Post 16 Application Process – Miss Scattergood
- 7.00pm Close

The Year Ahead



<u>Year 10/11 Calendar:</u> <u>May – July 2023</u>	<u>Y10 Event:</u>
4th May	Exam Ready Evening
w/c 5th June	SLT Progress Meetings (one to one)
w/c 12th June	
26th June – 7th July	Mock Examinations
10th-14th July	Mock Feedback Week
19th July	Y10 Final Report issued
17th-21st July	Work Experience
Summer holiday	Transition Work

**Y11 begins
5th June
2023**

JFCS YEAR 10 MOCK EXAMS June-July 2023 (Provisional)

Week 2		Morning		Afternoon		Duration (mins)	Subject
Day	Date	Start	End	Start	End		
Monday	26/6/23	09:00 am	10:45 am			105	English Language Paper 1
				1:30 pm	3:00 pm	90	Maths 1
Tuesday	27/6/23	09:00 am	10:15 am			75	Trilogy Combined Science: Biology
			10:45 am			105	Separate Science: Biology
				1:30 pm	2:20 pm	60	Computer Science 1
Wednesday	28/6/23	09:00 am	11:00 am			120	Design & Technology
			10:45 am			105	Food Preparation & Nutrition
				1:30 pm	2:30 pm	60	French/German Writing (H&F)
Thursday	29/6/23	09:00 am	10:15 am			75	Trilogy Combined Science: Chemistry
			10:45 am			105	Separate Science: Chemistry
				1:20 pm	2:35 pm	75	GCSE PE
					3:20 pm	120	BTEC PE
Friday	30/6/23	09:00 am	11:00 am			120	History
			12:25 pm			180	Opt A Art (Art Room)
				1:20 pm	2:25 pm	75	Music
					3:20 pm	120	Opt A Art (Art Room)
					3:20 pm	120	BTEC Enterprise

Week 1		Morning		Afternoon		Duration (mins)	Subject
Day	Date	Start	End	Start	End		
Monday	3/7/23	09:00 am	10:45 am			105	English Literature Paper 2
				1:30 pm	3:00 pm	90	Maths 2
Tuesday	4/7/23	09:00 am	10:15 am			75	Trilogy Combined Science: Physics
			10:45 am			105	Separate Science: Physics
				1:30 pm	2:50 pm	80	French Reading & Listening (H&F)
Wednesday	5/7/23	09:00 am	12:25 pm			180	Opt B Art (Art Room)
			11:00 am			120	H&SC
				1:20 pm	3:20 pm	120	Opt B Art (Art Room)
Thursday	6/7/23	09:00 am	10:45 am			105	Geography
			10:45 am			105	Drama
				1:30 pm	2:30 pm	60	Computer Science 2
Friday	7/7/23	09:00 am	10:05 am			75	German Reading & Listening (H&F)

Exams Briefing: Mrs Stockley



JFCS YEAR 10 EXAMINATIONS



**MONDAY 27th JUNE to
FRIDAY 7th JULY 2023**

INSTRUCTIONS TO STUDENTS

- These examinations are **preparation for final examinations** in the summer of Year 11 and should be attempted with **full commitment and application**.
- They may be used to make **decisions about GCSE entries**.
- The results and the **projected grades** which follow them may also be used to inform references for post-16 education, employment and training.



When they have no exam scheduled, students should go to lessons as normal.

Venue:

- All examinations will be held in the **Gym, Drama Studio and Music Room.**

Equipment:

- **BLACK ink** pen, ruler, calculator, in a **clear pencil case.**
- Check requirements with individual subject teachers.
- Water is permitted in a **clear plastic bottle**, with no labels.



Preparation:

- Read the Year 10 examination **timetable** carefully – be clear about all arrangements.
- **Plan and revise** thoroughly, and get into the right frame of mind before the examination.
- Go to **bed** at a sensible time to ensure plenty of **rest** and a fresh start the next day.
- **Arrive in plenty of time** with **correct equipment** to ensure a hassle-free start to the examination.
- Line up **quietly** with focus on the examination ahead.
- Enter the Examination Venue **silently** when called.



Prohibited Items:

MOBILE PHONES, ALL WATCHES OR ANY OTHER DATA STORAGE OR PROGRAMMABLE DEVICE MUST NOT BE TAKEN INTO THE EXAMINATION ROOM

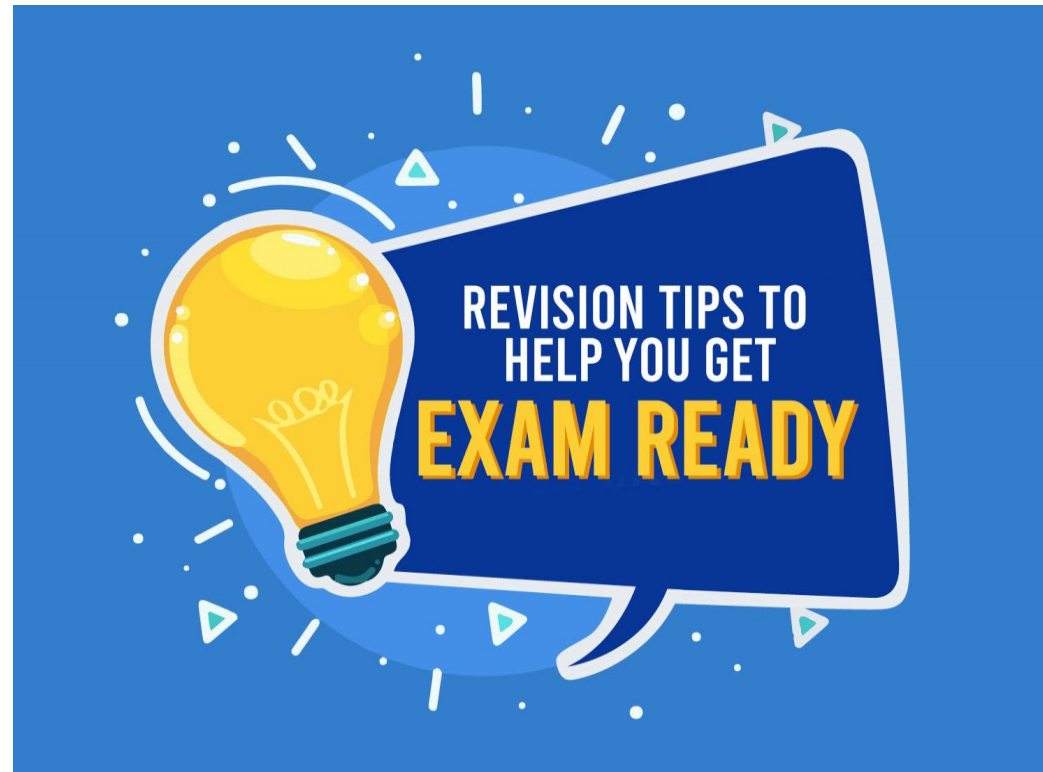
STUDENTS MUST NOT BRING BOOKS, NOTES OR ANY OTHER MATERIALS (OTHER THAN PERMITTED EQUIPMENT AND WATER BOTTLE) IN TO THE EXAMINATION ROOM

- Phones must be switched off and must be stored in their bags before students enter the examination room.
- Students' property will be kept safely in Reception, where needed, and may be collected after the examination.
- **Wrist watches must be not be taken into the examination room**

RESULTS:

- Following these mock examinations, subject staff will inform students of marks and grades as soon as these become available.
- Crucial feedback will be given to enable students to improve their performance ready to apply in all future assessments, mock examinations and external examinations.

Planning for Effective Revision: Mrs Teal-Hardy



“I want to revise, but I don't know how to”

Effective Revision

- **Rule 1:** Create a revision timetable to help you organise your time and spread your revision evenly across subjects
- **Rule 2:** Use active revision strategies (flashcards / Cornell notes / mind maps) to ensure revision is active and that every minute translates into exam success
- **Rule 3:** Use exam questions specific to your exam board to help you focus on content that is specific to your exam

Effective Revision

Rule 1: Create a revision timetable to help you organise your time and spread your revision evenly across subjects

Rule 2: Use active revision strategies (flashcards / Cornell notes / mind maps) to ensure revision is active and that every minute translates into exam success

Rule 3: Use exam questions specific to your exam board to help you focus on content that is specific to your exam

Revision Timetable:

Pace vs Burnout/ Cramming
Even spread of subjects

	Monday	Tuesday	Wednesday	Thursday	Friday	Saturday	Sunday
Session 1: 45 mins Topic	Maths <i>Pythagoras</i>	English <i>Macbeth</i>					
Session 2: 45 mins Topic	Science <i>Cells</i>	HOBBY					
Session 3: 45 mins Topic	French <i>Lifestyle</i>	HOBBY					

Short chunks /
bursts to
maintain
concentration

Fit around
commitments
and hobbies

Find time for
a break

Effective Revision

Rule 1: Create a revision timetable to help you organise your time and spread your revision evenly across subjects

Rule 2: Use active revision strategies (flashcards / Cornell notes / mind maps) to ensure revision is active and that every minute translates into exam success

Rule 3: Use exam questions specific to your exam board to help you focus on content that is specific to your exam



Flash cards –

Most useful for memorising quick facts / key dates / vocabulary

MAKE THEM YOURSELF

Write a question on the front
e.g. “What year did WWII
begin?”

On the other side, write the
answer e.g. “1939”

OR

PURCHASE

Purchase ready made from
e.g. Amazon



MEMORISE and PRACTICE

TEST YOURSELF

Regular review

Ask someone else to
test you (friend /
parent)

Compete with
yourself: the ladder of
success

Info from
revision
guide

Using Flash Cards Effectively – The Ladder of Success

1. Memorise the information on around 5 to 10 flashcards (depending on the level of challenge you're ready for!)
2. Put the cards in a line, question side up, information side down
3. Recall the information on the reverse of the card one by one, flipping to check
4. If you get one wrong, you go back to the start!



 Exam Ready



Cornell Notes – Most useful for memorising larger chunks of information

CORNELL NOTES

- Main Idea

- Key Question
(after notes are completed)

- Key words and ideas
- Important dates/people/places
- Repeated or stressed info
- Ideas or brainstorming written on the board or projector
- Info from textbook or stories
- Diagrams and pictures
- Formulas

Summary of your notes in your own words

Condensing and reordering information is one way to transform information:

It requires 'hard thinking' and processing

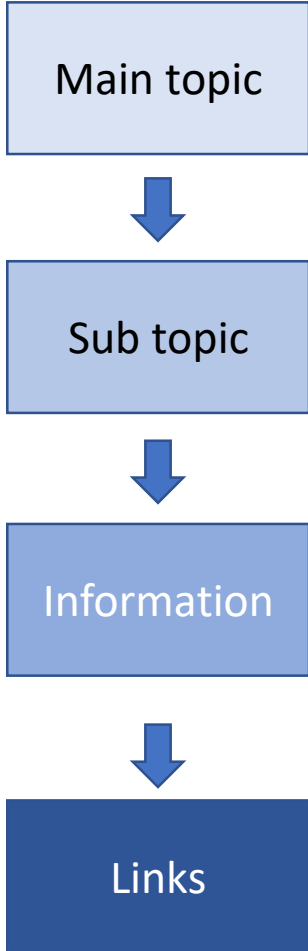
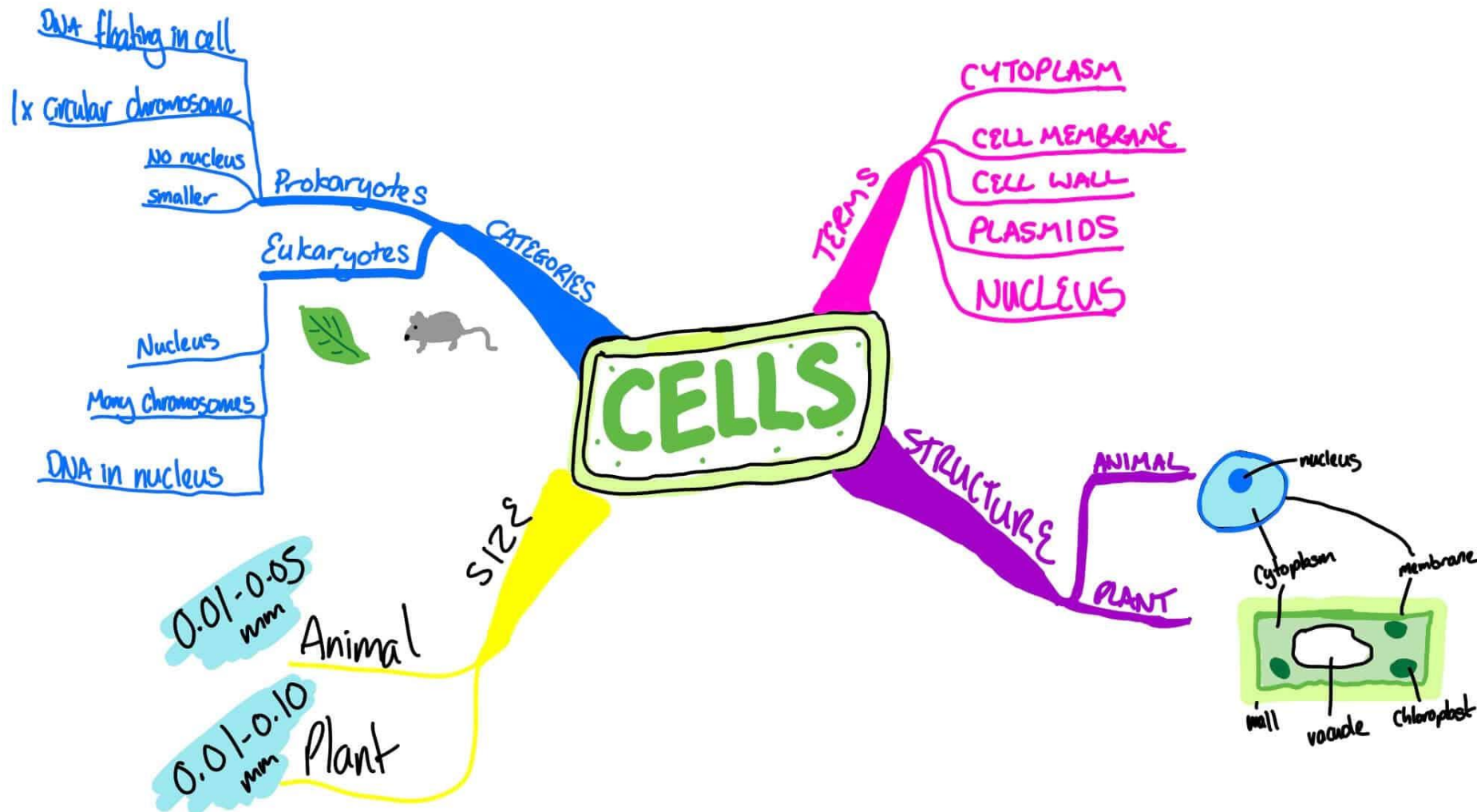
What information is important?
Which section of my page does this go on?



 Exam Ready



Mind Mapping – Useful for broad topics with lots of information, understanding and links



Effective Revision

Effective Revision

Rule 1: Create a revision timetable to help you organise your time and spread your revision evenly across subjects

Rule 2: Use active revision strategies (flashcards / Cornell notes / mind maps) to ensure revision is active and that every minute translates into exam success

Rule 3: Use exam questions specific to your exam board to help you focus on content that is specific to your exam

Exam Questions – Application of Knowledge

There is a limited bank of exam questions.

They are a GREAT resource....
But only once your knowledge is secure and you are completely ready to test yourself at the highest level.

Don't know your stuff? Don't waste the exam question bank until you do!

All subjects use AQA except for the following:

Subject	Exam Board
Drama	WJEC Educas
Music	OCR
Geography	WJEC Eduqas
Enterprise	BTEC Tech
Computer Science	OCR
BTEC Sport	BTEC Tech
Health and Social Care	BTEC Tech

Effective Revision

Effective Revision

Rule 1: Create a revision timetable to help you organise your time and spread your revision evenly across subjects

Rule 2: Use active revision strategies (flashcards / Cornell notes / mind maps) to ensure revision is active and that every minute translates into exam success

Rule 3: Use exam questions specific to your exam board to help you focus on content that is specific to your exam

Looking after yourself: Miss Tyers




THE RIGHT ATTITUDE = POSITIVE

The best way to
reduce stress...
is to be organised
and
well prepared



THERE TO HELP



Providing a quiet space to work at home

How can we help at home?

Mindfulness- Have you explored?

Help with planning- revision time slots, specific subjects, hobbies.

Take care of the eyes- Time away from screens

Showing an interest- looking at the different revision resources produced

Keeping an eye on Eating habits and sleep

Social time with family and friends as revision can be Isolating.

Post 16 application process – Miss Scattergood



Sixth Form, College or Apprenticeship?



Bilborough College



The Ripley Academy Sixth Form



College

- The range of courses may be wider – vocational / T levels offered
- Do I want to have a more flexible timetable?
- Do I want greater freedom during the day?
- Am I ready for independent study?
- Do I want to study with a wider range of people?
- Am I ready for a more ‘adult’ environment?
- Would I succeed as part of a larger cohort with greater focus on independent study?
- Am I happy to include travel time as part of my college day?

School Sixth Form

- Do I want to be in a school environment for another two years?
- Do I want to study A levels?
- Do I want to wear a uniform?
- Do I need structure around me?
- Do I want to work with younger students?
- Do I want a position as a 'senior student' in a school?

Apprenticeships

- Do you want to earn and learn?
- Do you want to combine training with on the job experience?
- Do you want to spend 20% of your time training and 80% working?
- Do you want to join the working world when you leave school?
- Do you have a clear idea of a profession you want to work in?
- Do you know apprenticeships are available at all levels of qualification?

About The Ripley Academy Sixth Form

Our school has state of the art facilities and our Sixth Form features a common room, breakout room and study room.



The Ripley Academy Sixth Form

About The Ripley Academy Sixth Form

Our school has state of the art facilities and our Sixth Form features a common room, breakout room and study room.



There are currently over 150 students within our Sixth Form.

We have students from all over the area:

- **The Ripley Academy**
- **John Flamsteed**
- **Swanwick Hall**
- **Heanor Gate**
- **David Nieper**
- **Belper School**
- **Frederick Gent**



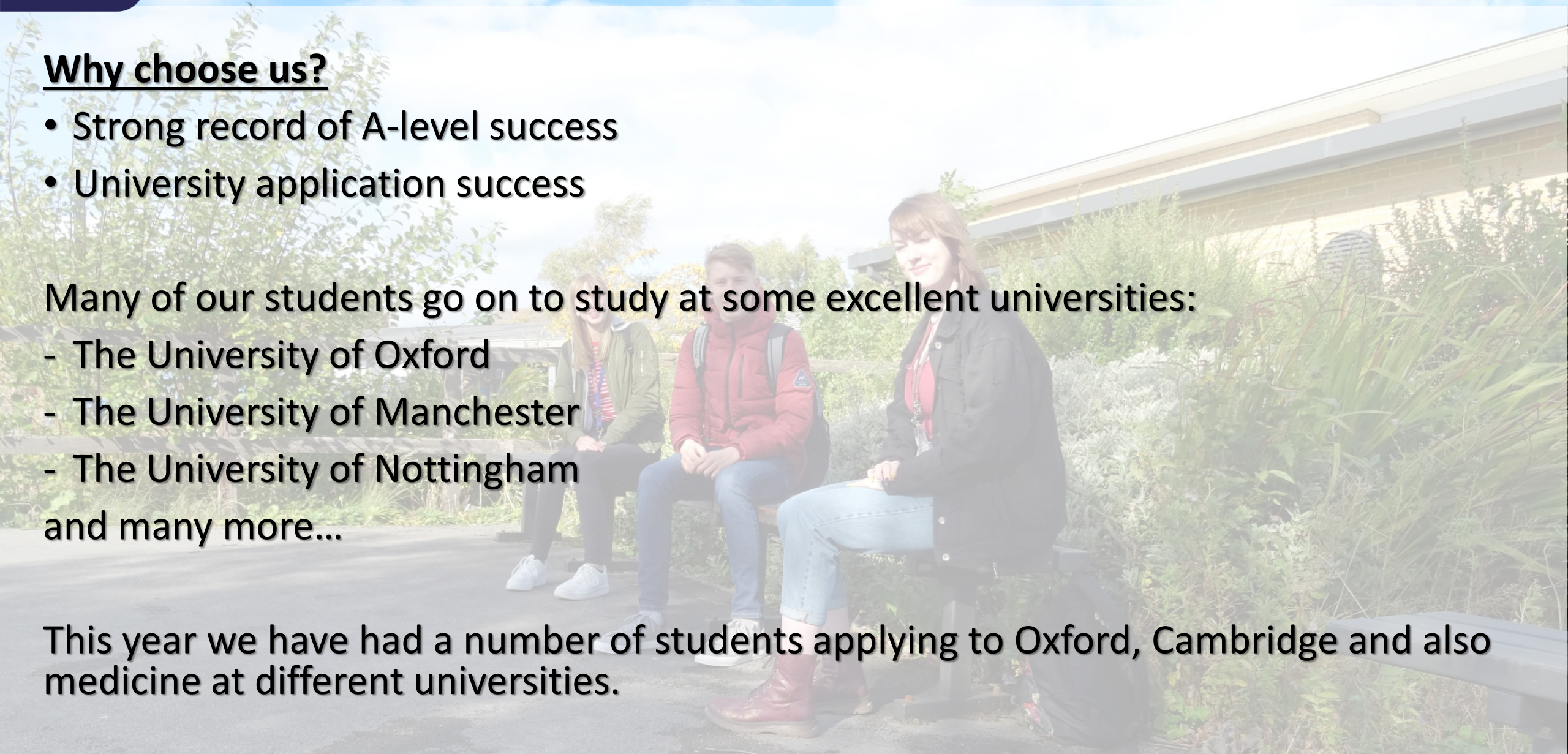
Why choose us?

- Strong record of A-level success
- University application success

Many of our students go on to study at some excellent universities:

- The University of Oxford
 - The University of Manchester
 - The University of Nottingham
- and many more...

This year we have had a number of students applying to Oxford, Cambridge and also medicine at different universities.



Why choose us?

- A good local Sixth Form.
- Your partner school → Continuity!
- Specialist teachers with vast A level teaching experience in an Ofsted rated 'Good' setting.
- Daily support from HOSF, Tutors and Sixth Form support.
- Career enhancement opportunities including work experience, University visits, Work Placements.
- Varied and exciting experiences including input from External Speakers in Industry, University, Institutions.
- Guidance including personal UCAS application support, Personal Finance, professional careers guidance, Study Skills, Mindfulness, CV/job application support.

Why choose us

A huge variety of subjects to study

[Sixth Form - The Ripley Academy](#)

- Art
- Biology
- Business
- Chemistry
- Computer Science
- Drama
- English Literature
- Food
- French
- Further Maths
- Geography
- Health and Social Care
- History
- Media
- Maths
- Music
- Philosophy and Ethics
- Photography
- Physics
- Product Design
- Psychology
- Sociology
- Spanish
- Sport

3



